

2008 RETAIL PRICE LIST



HARMONY GARDENS, INC.

SHADE, ORNAMENTAL, EVERGREEN, FRUIT, & UPRIGHT JUNIPER TREES.

PRICE LIST

This 2008 price list includes trees that we carry. For additional info or for products you do not see feel free to call us at (970)226-8733. Thank you.

INSTALLATION

We will plant anything we sell for 50% of the retail price of the product (min. charge of \$59.99). Installation includes: Delivery (to most areas), Planting, Soil Amendments, Staking, Root Stimulator, & a 100% 1 Year Guarantee.

DELIVERY

Deliveries are scheduled Mon-Fri 8:30am-4:00pm. We will deliver a full load of plant material and set all trees into pre-dug holes for the following fees:

Ft. Collins, Loveland, Windsor, Wellington, Eaton, and Surrounding Area... \$50.00
Greeley \$65.00 Longmont \$65.00 Cheyenne \$75.00

LANDSCAPE DESIGN SERVICES CONSULTATION- \$50

A qualified representative of our nursery will visit your home to assess your property and make suggestions for your landscaping needs. We can identify any plants you already have and recommend plants for you to consider. We can help you determine the appropriate place for planting areas, patios, walkways, and lawn areas. We can also prepare an estimate for any work you wish to pursue. Ask about getting a portion of this fee credited towards your plant purchase!

PRICING

Trees are grouped together with others of the same price. Sizes and prices are listed at the end of a group of trees, and apply to the entire group.

SYMBOLS

Plant thrives in slightly dry, dry, or very dry conditions once established.
(XS) – Xersicape: These plants work well in xeriscape gardens/landscapes.
(N) – Native: Native species themselves or close relatives of native species.

ZONES

“Zone” is a term that indicates a plant’s ability to tolerate cold temperatures (cold-hardiness). A lower zone numbers indicates greater cold-hardiness. Our area is generally considered Zone 4 to 5, and most plants listed as Zone 5 or below are suitable for this area.

GUARANTEE

Trees and shrubs planted by Harmony Gardens will be guaranteed for 100% of the original purchase price for one year from the date of purchase. Trees and shrubs planted by the homeowner will be guaranteed for 50% of the original purchase price for one year from the date of purchase. Any credit given is to be used as a one-time replacement or an in-store credit toward any merchandise or service we offer. Planting fees are not included in the guarantee. Sale and Clearance items have No Guarantee. No cash refunds.

SHADE TREES

HARMONY GARDENS, INC.

- 1 -

Ash, Autumn Purple *Fraxinus americana*
Height: 40' - 50' Width: 35' - 45' Zone: 4
Growth Rate: Mod/Rapid Fall Color: Purple
Fast growing tree with a broad, rounded crown. Dark green leaves turn beautiful purple in the fall.

Ash, Bergeson *Fraxinus pennsylvanica*
Height: 40' - 50' Width: 25' - 30' Zone: 4
Growth Rate: Rapid Fall Color: Yellow
This ash has a broad oval form with rich green leaves makes a great shade tree and is known for its hardiness. Clean yellow fall color.

Ash, Cimmaron *Fraxinus pennsylvanica*
Height: 40' - 50' Width: 30' - 35' Zone: 4
Growth Rate: Rapid Fall Color: Purple
This ash has an oval form making it ideal for narrow locations. A great streetscape tree that turns purplish-red in fall.

Ash, Fallgold *Fraxinus nigra*
Height: 40' - 50' Width: 20' - 25' Zone: 3
Growth Rate: Moderate/ Rapid Fall Color: Yellow
Fallgold's upright oval shape make it a good choice for narrow locations. Nice fall color, seedless, and tolerant of many soil types.

Ash, Mancana *Fraxinus mandshurica*
Height: 40' - 50' Width: 20' - 25' Zone: 3
Growth Rate: Moderate/ Rapid Fall Color: Yellow
Narrow pointed leaves and smooth tan bark make this ash easy to identify. Has shown resistance to aphids and bores. Nice fall color.

15 Gal.	\$159.99	2.25"	\$299.99
1.5"	\$209.99	2.5"	\$369.99
1.75"	\$249.99	2.75"	\$429.99
2.0"	\$269.99	3.0"	\$459.99

Ash, Marshall *Fraxinus pennsylvanica*
Height: 40' - 50' Width: 30' - 40' Zone: 4
Growth Rate: Moderate/ Rapid Fall Color: Yellow
Seedless green ash with dark green leaves. Adapts to a variety of soils.

Ash, Patmore *Fraxinus pennsylvanica*
Height: 40' - 50' Width: 30' - 40' Zone: 3
Growth Rate: Moderate/ Rapid Fall Color: Yellow
Glossy dark green leaves on a symmetrical rounded top. Adapts well to adverse conditions. Very hardy and seedless.

15 Gal.	\$159.99	2.25"	\$269.99
1.5"	\$199.99	2.5"	\$339.99
1.75"	\$229.99	2.75"	\$369.99
2.0"	\$249.99	3.0"	\$399.99

HARMONY GARDENS, INC.

- 2 -

SHADE TREES

Ash, Summit *Fraxinus pennsylvanica*

Height: 40'-50'	Width: 20'-30'	Zone: 3
Growth Rate: Moderate/ Rapid	Fall Color: Yellow	
Narrower than other green ash with bright yellow fall color. Seedless.		
15 Gal.	\$159.99	2.25" \$269.99
1.5"	\$199.99	2.5" \$339.99
1.75"	\$229.99	2.75" \$369.99
2.0"	\$249.99	3.0" \$399.99

Buckeye, Ohio *Aesculus glabra*

Height: 30'-50'	Width: 20'-30'	Zone: 3
Growth Rate: Moderate	Fall Color: Yellow to Red-Orange	
Medium-sized, rounded shade tree, usually low branching. Showy yellow-green flowers are followed by 1-2" round seed pods.		
1.75"	\$239.99	2.0" \$259.99

Catalpa, Western *Catalpa speciosa*

Height: 40'-60'	Width: 30'-50'	Zone: 4
Growth Rate: Rapid	Fall Color: Yellow	
A fast growing drought tolerant tree that has large heart shaped leaves, followed by large white flowers in June. Very stout and noticeable with age.		
1.75"	\$199.99	2.5" \$299.99
2.0"	\$259.99	2.75" \$309.99
2.25"	\$279.99	3.0" \$319.99

Coffeetree, Kentucky *Gymnocladus dioica*

Height: 45'-50'	Width: 35'-45'	Zone: 4
Growth Rate: Slow	Fall Color: Yellow	
This tree has large bluish green leaves. A very interesting and hardy tree for our area.		
1.75"	\$239.99	2.5" \$309.99
2.0"	\$259.99	3.0" \$349.99

Cottonwood, Highland *Populus s. 'Highland'*

Height: 45'-50'	Width: 20'-30'	Zone: 3
Growth Rate: Rapid	Fall Color: Yellow	
Uniform growth habit, seedless, and disease resistant. Tolerates bad soil.		

Cottonwood, Lanceleaf *Populus x acuminata*

Height: 40'-60'	Width: 35'-55'	Zone: 3
Growth Rate: Rapid	Fall Color: Yellow	
Extremely fast growing native tree. Tolerates all soil conditions. Cottonless.		

5 Gal.	\$29.99	2.25" \$249.99
1.0"	\$59.99	2.5" \$259.99
1.5"	\$129.99	2.75" \$269.99
1.75"	\$169.99	3.0" \$289.99
2.0"	\$239.99	3.5"+ \$349.99

HARMONY GARDENS, INC.

SHADE TREES

Cottonwood, Narrowleaf *Populus angustifolia*

Height: 30'-50'	Width: 20'-30'	Zone: 2
Growth Rate: Rapid	Fall Color: Yellow	
Upright oval habit. Hardest cottonwood variety, up to 8000' elevation		

Cottonwood, Sargent- Straight Plains *Populus s. 'Jeronimus'*

Height: 70'-80'	Width: 40'-50'	Zone: 3
Growth Rate: Rapid	Fall Color: Yellow	
Native selection, large stately tree develops a nice canopy with age.		
5 Gal.	\$29.99	2.25" \$249.99
1.0"	\$59.99	2.5" \$259.99
1.5"	\$129.99	2.75" \$269.99
1.75"	\$169.99	3.0" \$289.99
2.0"	\$239.99	3.5"+ \$349.99

Accolade, Elm *Ulmus Japonica X Wilsoniana 'Morton'*

Height: 60'-70'	Width: 40'-50'	Zone: 4
Growth Rate: Rapid	Fall Color: Yellow	
Aching limbs and graceful vase shape. Glossy green foliage all summer. Growth habit is similar to the American Elm but with the resistance to Dutch Elm disease. A great fast growing hybrid Elm.		

Frontier, Elm *Ulmus Frontier*

Height: 25'-30'	Width: 15'	Zone: 5
Growth Rate: Rapid	Fall Color: Red-Purple to Burgundy	
An upright pyramidal habit with glossy green foliage. Long lasting fall foliage. Dutch Elm disease resistant.		

Hackberry, Common *Celtis occidentalis*

Height: 40'-60'	Width: 40'-50'	Zone: 3
Growth Rate: Moderate	Fall Color: Yellow	
Native to Colorado with light green leaves and corky bark. Small berries provide an attraction for birds. Very tough and hardy. Leaves can develop nipple-gall, but it won't harm this tolerant shade tree.		
15 Gal.	\$159.99	2.25" \$279.99
1.5"	\$199.99	2.5" \$339.99
1.75"	\$239.99	2.75" \$369.99
2.0"	\$259.99	3.0" \$399.99

Honeylocust, Halka *Gleditsia triacanthos*

Height: 40'-50'	Width: 40'-50'	Zone: 4
Growth Rate: Moderate/ Rapid	Fall Color: Golden	
Vigorous grower with even symmetrical branching producing a comfortable filtered shade and clean yellow fall color. Requires little leaf raking.		

Honeylocust, Shademaster *Gleditsia triacanthos*

Height: 40'-50'	Width: 35'-40'	Zone: 4
Growth Rate: Moderate/ Rapid	Fall Color: Golden	
This locust has a broad-oval shape, clean yellow fall color, slightly denser.		

Honeylocust, Skyline *Gleditsia triacanthos*

Height: 40'-50'	Width: 35'-40'	Zone: 4
Growth Rate: Rapid	Fall Color: Golden	
Develops an even pyramid shape and a strong central leader. Filtered shade.		

HARMONY GARDENS, INC.

SHADE TREES

Honeylocust, Imperial *Gleditsia triacanthos*

Height: 30'-35'	Width: 30'-35'	Zone: 4
Growth Rate: Moderate/ Rapid	Fall Color: Golden	
Uniform and compact Honeylocust with bright green leaves. Great street tree.		
15 Gal.	\$159.99	2.25" \$279.99
1.5"	\$199.99	2.5" \$339.99
1.75"	\$239.99	2.75" \$369.99
2.0"	\$259.99	3.0" \$399.99

Honeylocust, Sunburst *Gleditsia triacanthos*

Height: 30'-35'	Width: 30'-35'	Zone: 4
Growth Rate: Rapid	Fall Color: Yellow	
New leaves appear bright yellow and fade to green through the summer. Thornless and seedless.		
1.5"	\$209.99	2.0" \$279.99
1.75"	\$249.99	2.25" \$299.99

Linden, Glenleven *Tilia x flavencens*

Height: 40'-50'	Width: 25'-35'	Zone: 4
Growth Rate: Moderate	Fall Color: Yellow	
Slightly wider more open habit, with larger leaves than Greenspire.		

Linden, Greenspire *Tilia cordata*

Height: 40'-50'	Width: 25'-30'	Zone: 4
Growth Rate: Moderate	Fall Color: Yellow	
Pyramidal shape with dense branching. Fragrant flowers in mid-summer.		

Linden, Legend *Tilia americana*

Height: 50'-60'	Width: 35'-45'	Zone: 4
Growth Rate: Moderate	Fall Color: Yellow	
Full dark green leaves and a strong central leader. Nice fall color.		

Linden, Redmond *Tilia americana*

Height: 45'-55'	Width: 25'-30'	Zone: 2
Growth Rate: Moderate	Fall Color: Bronze	
Pyramidal shape with larger leaf than Greenspire, yellow flowers appear in mid-summer. Makes a great shade tree.		

Linden, Sterling Silver *Tilia tomentosa*

Height: 40'-45'	Width: 30'-35'	Zone: 4
Growth Rate: Moderate	Fall Color: Yellow	
Heart shaped dark green leaves with silvery underside & fragrant flowers.		
15 Gal.	\$159.99	2.25" \$289.99
1.5"	\$209.99	2.5" \$339.99
1.75"	\$239.99	2.75" \$369.99
2.0"	\$269.99	3.0" \$399.99

SHADE TREES

HARMONY GARDENS, INC.

Maple, Autumn Blaze *Acer x freemanii*

Height: 40'-50'	Width: 30'-40'	Zone: 4
Growth Rate: Rapid	Fall Color: Red	
A beautiful, fast growing shade tree with brilliant red fall color.		
15 Gal.	\$159.99	2.25" \$299.99
1.5"	\$219.99	2.5" \$369.99
1.75"	\$239.99	2.75" \$399.99
2.0"	\$279.99	3.0" \$449.99

Maple, Sensation (Sensation Boxelder) *Acer negundo*

Height: 25'-30'	Width: 15'-25'	Zone: 2
Growth Rate: Rapid	Fall Color: Red	
Fast-growing, tolerant of alkaline soils and harsh environments. Seedless, and boxelder-bore resistant. Bright orange/red/yellow fall color. Great tree east of 1-25!		

Maple, Green Mountain Sugar *Acer saccharum*

Height: 40'-50'	Width: 30'-35'	Zone: 4
Growth Rate: Rapid	Fall Color: Red/Org/Yel	
Best choice for a Sugar Maple in our area. Nice oval shape.		
2.0"	\$279.99	2.5" \$369.99
2.25"	\$299.99	2.75" \$399.99
		3.0" \$449.99

Maple, Columnar Norway *Acer platanoides*

Height: 35'-50'	Width: 12'-15'	Zone: 4
Growth Rate: Rapid	Fall Color: Yellow	
A great choice for narrow locations. Dark green leathery leaves cover this noticeably upright tree.		

Maple, Deborah Norway *Acer platanoides*

Height: 35'-50'	Width: 20'-35'	Zone: 4
Growth Rate: Rapid	Fall Color: Orange/Yellow	
A vigorous grower with a strong central leader. New foliage arrives brilliant red, turning to dark green as leaves mature.		

Maple, Emerald Queen Norway & Emerald Lustre *Acer platanoides*

Height: 40'-50'	Width: 30'-45'	Zone: 4
Growth Rate: Rapid	Fall Color: Orange/Yellow	
Very fast grower, with a columnar oval shape. Tips of leaves emerge red before maturing to rich green. Makes an attractive shade tree.		

Maple, Royal Red Norway AKA Crimson King Norway *Acer platanoides*

Height: 35'-40'	Width: 25'-35'	Zone: 4
Growth Rate: Moderate/Slow	Fall Color: Bronze	
Slightly smaller than other Norway Maples with glossy dark red leaves. A great way to add some contrast to your yard. Makes an attractive shade tree.		

SHADE TREES

HARMONY GARDENS, INC.

Maple, Superform *Acer platanoides*

Height: 40'-45' Width: 35'-40' Zone: 4
Growth Rate: Rapid Fall Color: Yellow

A very uniform grower. Dark green leaves cover this broad oval to rounded tree. Makes a great shade tree and has nice fall color!

15 Gal.	\$159.99	2.25"	\$289.99
1.5"	\$209.99	2.5"	\$339.99
1.75"	\$239.99	2.75"	\$369.99
2.0"	\$259.99	3.0"	\$399.99

Oak, Burr *Quercus macrocarpa*

Height: 50'-60' Width: 35'-45' Zone: 3
Growth Rate: Moderate/Slow Fall Color: Yellow/Brown

This stout tree tolerates drier or native conditions (xeriscape). Acorns appear with age. A great choice for tough growing conditions.

Oak, Chinkapin *Quercus*

muehlenburgii

Height: 40'-50' Width: 45'-50' Zone: 5
Growth Rate: Moderate/Slow Fall Color: Russet/Brown

A broad, rounded tree with large glossy green leaves. Tolerates drier and alkaline soils. A great choice for tough growing conditions.

Oak, Columnar English *Quercus robur 'Fastigiata'*

Height: 50'-60' Width: 15'-20' Zone: 5
Growth Rate: Moderate/Slow Fall Color: N/A

A narrow columnar version of hardy English Oak. Great for tight spaces.

Oak, English *Quercus robur*

Height: 50'-60' Width: 35'-45' Zone: 5
Growth Rate: Moderate/Slow Fall Color: N/A

This hardy tree develops, small acorns up to 1". Leaves will hold into winter.

Oak, Northern Red *Quercus rubra*

Height: 50'-70' Width: 40'-50' Zone: 4
Growth Rate: Moderate/Rapid Fall Color: Red

A symmetrical tree with a straight trunk. This Oak is fast growing and holds its color late into fall. Fast growing for an Oak in our area.

Scarlet Oak *Quercus coccinea*

Height: 50' Width: 40' Zone: 4
Growth Rate: Moderate/Slow Fall Color: Scarlett

Lustrous, dark green foliage on an open broadly pyramidal, stately tree. Displays the best fall color of the genus.

1.25"	\$139.99	2.0"	\$269.99
1.5"	\$209.99	2.25"	\$289.99
1.75"	\$239.99	2.5"	\$339.99

SHADE TREES

HARMONY GARDENS, INC.

Oak, Swamp White *Quercus bicolor*

Height: 35'-45' Width: 35'-45' Zone: 4
Growth Rate: Moderate/Slow Fall Color: Yel/Red

This Oak forms a nice broad top, flaky bark and two-tone leaves add to its character. 1" acorns appear with maturity.

15 Gal.	\$159.99	2.0"	\$269.99
1.5"	\$209.99	2.25"	\$289.99
1.75"	\$239.99	2.5"	\$339.99

Willow, Globe *Salix matsudana 'Umbraculifera'*

Height: 25'-35' Width: 20'-30' Zone: 5
Growth Rate: Rapid Fall Color: Yellow

Forms a broad, rounded canopy at maturity. Tolerates salinity. Wet to dry soil.

Willow, Weeping *Salix sp.*

Height: 40'-50' Width: 35'-45' Zone: 4
Growth Rate: Rapid Fall Color: Yellow

Fast-growing tree with graceful cascading branches. Prefers a moist location.

10 Gal.	\$159.99	1.75"	\$239.99
1.5"	\$219.99	2.0"	\$259.99

ORNAMENTAL TREES

Aspen, Quaking *Populus tremuloides*

Height: 20'-30' Width: 15'-25' Zone: 2
Growth Rate: Rapid Fall Color: Golden

NURSERY GROWN. Native tree with an upright oval habit. One of the best for golden fall color. Suitable for moist areas. Very fast growing.

5 Gal.	\$39.99	15 Gal.	\$129.99
7 Gal.	\$59.99	20 Gal.	\$194.99
10 Gal.	\$99.99	25 Gal.	\$259.99

Aspen, Swedish Columnar *Populus tremula*

'Erecta'

Height: 30'-35' Width: 10'-15' Zone: 2
Growth Rate: Rapid Fall Color: Orange/Red

Upright oval habit with dense branching and lush dark green foliage. Perfect for cluster plantings, blockage, or beauty. Great fall color & fast growing.

10 Gal.	\$149.99	20 Gal.	\$199.99
15 Gal.	\$169.99	25 Gal.	\$299.99

Birch, Paper *Betula papyrifera*

Height: 20'-30' Width: 15'-25' Zone: 2
Growth Rate: Moderate Fall Color: Golden

Pyramidal in youth and rounding out with age, attractive chalky white bark.

ORNAMENTAL TREES

HARMONY GARDENS, INC.

Birch, River *Betula occidentalis*

Height: 15'- 20'	Width: 15'- 20'	Zone: 3
Growth Rate: Moderate	Fall Color: Golden	
Native tree with bronze-brown bark tolerates wet soil conditions.		
1.5"	\$199.99	6/7' \$259.99
2.0"	\$259.99	8/9' \$289.99

Cherry, Canada Red *Prunus virginiana*

Height: 20'- 25'	Width: 18'- 20'	Zone: 2
Growth Rate: Rapid	Flower Color: White	
Fast growing dense tree with rounded outline. New growth is green, changing to purple. Nice white flowers in spring. Very popular, great for wildlife, and hardy for our area.		

Cherry, Amur Chokecherry *Prunus maackii*

Height: 20'- 25'	Width: 18'- 20'	Zone: 3
Growth Rate: Rapid	Flower Color: White	
Shiny, coppery-orange bark make this tree really stand out. Yellow fall color.		
1.5"	\$199.99	2.25" \$289.99
1.75"	\$229.99	2.5" \$319.99
2.0"	\$259.99	2.75" \$329.99
		6/7' clmp \$259.99

Crabapple, Bechtel *Malus 'Bechtel'*

Height: 20'- 30'	Width: 10'- 15'	Zone: 3
Growth Rate: Moderate/ Rapid	Flower Color: Pink	
Beautiful double pink flowers appear in mid-spring. Larger leaf than other crabs, with nice gray bark. Awesome fall Color Red/Orange!!		

Crabapple, Brandywine *Malus 'Brandywine'*

Height: 15'- 25'	Width: 10'- 15'	Zone: 4
Growth Rate: Moderate	Flower Color: Pink	
¾" double pink flowers resemble small roses on this crab. 1" yellow fruit hangs like ornaments in early fall. Quite ornamental!		

Crabapple, Coralburst *Malus 'Coralcole'*

Height: 8'- 10'	Width: 10'- 15'	Zone: 3
Growth Rate: Slow	Flower Color: Pink	
Smaller crab with very uniform globe shaped top and nice pink flowers bearing ½" red-orange fruit. Fire blight resistant.		

Crabapple, Indian Magic *Malus 'Indian Magic'*

Height: 15'- 20'	Width: 15'- 20'	Zone: 4
Growth Rate: Moderate/Rapid	Flower Color: Rose Red	
Large 1"+ showy flowers cover this tree in the Spring, glossy red persistent fruits follow and change to a decorative orange. A popular choice!		

ORNAMENTAL TREES

HARMONY GARDENS, INC.

Crabapple, Indian Summer *Malus 'Indian Summer'*

Height: 18'- 20'	Width: 18'- 20'	Zone: 4
Growth Rate: Moderate/Rapid	Flower Color: Rose Red	
Rounded tree with red flower buds opening to rose and fading to lavender. Persistent bright red fruit is 5/8". Good fire blight resistance.		
1.5"	\$239.99	2.0" \$269.99
1.75"	\$259.99	2.25" \$299.99
		2.5" \$339.99

Crabapple, Prairiefire *Malus 'Prairefire'*

Height: 15'- 20'	Width: 18'- 20'	Zone: 4
Growth Rate: Moderate	Flower Color: Red	
Upright to rounded form with green leaves. Deep red flowers make quite a showing and are followed by ¾" dark red persistent fruit.		

Crabapple, Radiant *Malus 'Radiant'*

Height: 15'- 20'	Width: 18'- 20'	Zone: 3
Growth Rate: Moderate/ Rapid	Flower Color: Pink	
New leaves emerge with a burgundy cast maturing to green. Bright pink flowers in spring are followed by ½" red fruit.		
1.5"	\$219.99	2.0" \$259.99
1.75"	\$239.99	2.25" \$269.99
		2.5" \$299.99

Crabapple, Rovalty *Malus 'Rovalty'*

Height: 15'- 20'	Width: 15'- 20'	Zone: 3
Growth Rate: Moderate	Flower Color: Red	
Glossy deep burgundy leaves on this upright rounded tree. Deep red flowers in spring and ¾" dark red fruit.		

Crabapple, Thunderchild *Malus 'Thunderchild'*

Height: 15'- 20'	Width: 15'- 20'	Zone: 3
Growth Rate: Moderate	Flower Color: Pink	
Broad oval form with burgundy leaves in summer. Delicate pink to rose flowers appear before leaves and are followed by persistent dark purple fruit. Fire blight resistant. Brilliant red fall color!		

Crabapple, Red Baron *Malus 'Red Baron'*

Height: 15'- 20'	Width: 8'- 12'	Zone: 4
Growth Rate: Moderate	Flower Color: Red	
Upright, narrow, red flowering crabapple. Foliage starts purple and matures to green. Forms ½ inch persistent dark red fruits.		

Crabapple, Red Jewel *Malus 'Jewelcole'*

Height: 10'- 15'	Width: 8'- 12'	Zone: 4
Growth Rate: Moderate	Flower Color: White	
Broadly rounded crabapple with ½" bright cherry-red fruit persisting into winter. Fireblight-resistant. A clean ornamental for smaller spaces.		

ORNAMENTAL TREES

HARMONY GARDENS, INC.

Crabapple, Sargent (Tina Avail.) *Malus sargentii*

Height: 6'- 8' **Width:** 10'- 12' **Zone:** 4
Growth Rate: Moderate **Flower Color:** White
 Dwarf tree with horizontal branching. Persistent 1/4" red fruit. This tree has a lot of character and is great for small spaces!

Crabapple, Spring Snow *Malus 'Spring Snow'*

Height: 15'- 25' **Width:** 10'- 15' **Zone:** 4
Growth Rate: Moderate/ Rapid **Flower Color:** White
 A fruitless tree, with fragrant white flowers and very uniform growth. Spring Snow is a great choice for small areas or formal gardens.

15 Gal.	\$159.99	2.0"	\$269.99
1.5"	\$239.99	2.25"	\$299.99
1.75"	\$259.99	2.5"	\$339.99

Goldenrain Tree *Koelreuteria paniculata*

Height: 30'- 40' **Width:** 30'-40' **Zone:** 5
Growth Rate: Moderate **Flower Color:** Yellow
 Fragrant yellow flowers mid-summer flowers are followed by hanging pods that resemble Chinese lanterns. Protected placement is recommended.

1.5"	\$219.99	2.25"	\$279.99
1.75"	\$239.99	5/6' clump	\$259.99
2.0"	\$259.99	6/7' clump	\$279.99

Hawthorn, Crimson Cloud *Crataegus laevigata 'Crimson Cloud'*

Height: 20' **Width:** 15' **Zone:** 4
Growth Rate: Moderate **Flower Color:** Bright Red w/ whitecenter
 Unique flowers make this tree stunning in the spring. Red fruits persist into winter and attract birds.

Hawthorn, Paul's Scarlet *Crataegus Laevigata 'Paul's Scarlet'*

Height: 15-20' **Width:** 15' **Zone:** 4
Growth Rate: Moderate **Flower Color:** Red
 Very showy variety. Flowers are double with a tinge of rose. Thorns can be removed and do not grow back quickly. Red berries appear in fall and attract birds.

Hawthorn, Russian *Crataegus ambigua*

Height: 15'- 25' **Width:** 20'- 25' **Zone:** 3
Growth Rate: Moderate **Flower Color:** White
 A dense ornamental tree with medium green leaves. White flowers appear in late spring followed by 1/2" fruit. Great for birds!

Hawthorn, Thornless Cockspur *Crataegus crusgalli*

Height: 15'- 20' **Width:** 10'- 15' **Zone:** 3
Growth Rate: Moderate **Flower Color:** White
 A dense ornamental tree with dark green glossy leaves. White flowers appear in late spring followed by 1/2" fruit in fall. Orn/Red leaves in fall.

HARMONY GARDENS, INC.

ORNAMENTAL TREES

Hawthorn, Toba *Crataegus mordenensis*

Height: 15'- 20' **Width:** 15'- 18' **Zone:** 3
Growth Rate: Moderate **Flower Color:** Pink/White
 A tough ornamental tree with noticeably yellow bark. Fragrant pinkish-white flowers appear in spring followed by 1/2" fruit. Nice yellow/orange fall color.

Hawthorn, Washington *Crataegus phaenopyrum*

Height: 18'- 25' **Width:** 18'- 25' **Zone:** 4
Growth Rate: Moderate **Flower Color:** White
 Dense, thorny growth with an upright-oval habit. White flowers followed by persistent 1/4" red fruit. Single or multi-stem avail.

1.5"	\$219.99	2.25"	\$279.99
1.75"	\$239.99	2.5"	\$299.99
2.0"	\$259.99	5/6' clmp	\$259.99
		6/7' clmp	\$279.99

Locust, Purple Robe *Robinia pseudoacacia 'Purple Robe'*

Height: 30'-40' **Width:** 20'-30' **Zone:** 3
Growth Rate: Rapid **Flower Color:** Purple
 Round, medium-sized tree with dark reddish-brown bark. Displays hanging clusters of bright purple flowers in late spring. A unique tree for our area.

1.5"	\$229.99	2"	\$279.99
-------------	-----------------	-----------	-----------------

Lilac Tree, Ivory Silk Japanese *Syringa reticulata 'Ivory Silk'*

Height: 20'- 25' **Width:** 10'- 15' **Zone:** 4
Growth Rate: Moderate **Flower Color:** White
 Compact oval tree with fragrant creamy white flowers in mid-June.

Lilac Tree, Japanese *Syringa reticulata*

Height: 20'- 30' **Width:** 15'- 20' **Zone:** 4
Growth Rate: Moderate **Flower Color:** White
 Small full topped tree with fragrant creamy white flowers in mid-June.

1.5"	\$199.99	2.0"	\$269.99
1.75"	\$239.99	6/7' clmp	\$259.99

Maple, Amur/Ginnalla (Flame Avail.) *Acer ginnala*

Height: 20'- 25' **Width:** 15'- 20' **Zone:** 2
Growth Rate: Moderate/ Rapid **Fall Color:** Yellow/Red
 Multi-stemmed or tree form, beautiful fall colors in many shades of oranges and reds. Easily pruned and maintained. **Clump & Tree forms available.**

Maple, Bigtooth (Clump Form) *Acer grandidentatum*

Height: 30'- 40' **Width:** 20'- 25' **Zone:** 3
Growth Rate: Slow **Fall Color:** Red/Orange/Yellow
 Considered a small tree or large shrub, hardy and beautiful

Maple, Hedge *Acer campestre*

Height: 25'- 35' **Width:** 25'- 35' **Zone:** 5
Growth Rate: Slow to Moderate **Fall Color:** Yellow
 Durable & adaptable, tolerates variety of soil conditions. Dark-green, medium texture, closely resembles Bigtooth maple, but quicker to establish.

HARMONY GARDENS, INC.

ORNAMENTAL TREES

Maple, Rocky Mountain *Acer glabrum*

Height: 10'-15' **Width:** 8'-10' **Zone:** 3
Growth Rate: Slow to Moderate **Fall Color:** Yellow
 Shrub-like tree native to the Colorado foothills. Red buds and stems in winter


Maple, Tatarian (Hotwings Avail. Clump Form) *Acer tataricum*

Height: 20'-25' **Width:** 15'-20' **Zone:** 2
Growth Rate: Moderate **Fall Color:** Yel/Orange
 A very tolerant small maple. Attractive red to pink seeds are quite noticeable by mid-summer. Fall color ranges from yellow to orange.
15 Gal **\$159.99** **2.0"** **\$259.99**
1.5" **\$199.99** **5/6' clmp** **\$259.99**
1.75" **\$219.99** **6/7' clmp** **\$279.99**

Maple, Tatarian Hot Wings *Acer Tataricum 'Gar Ann'*

Height: 20-25' **Width:** 18-20' **Zone:** 3
Growth Rate: Moderate **Fall Color:** Red-orange
 Has scarlet red samaras that appear in the summer giving the tree the appearance of being in bloom. Tolerates a wide range of soils.
1.5" **\$229.99** **2.25"** **\$349.99**
1.75" **\$259.99** **5/6' clmp** **\$279.99**
2.0" **\$289.99** **6/7' clmp** **\$299.99**

Mavday Tree (European Birdcherry) *Prunus padus*

 **Height:** 15'-25' **Width:** 20'-30' **Zone:** 3
Growth Rate: Rapid **Flower Color:** White
 Broad tree that is closely related to chokecherry, fragrant blossoms in spring and abundant fruit make this a good choice for birds and small mammals.
1.5" **\$209.99** **2.0"** **\$259.99**

Mountain Ash, Cardinal Royal *Sorbus aucuparia 'Cardinal Royal'*

Height: 30'-40' **Width:** 15'-20' **Zone:** 4
Growth Rate: Moderate **Fall Color:** Rusty Red
 White flowers in spring followed by clusters of brilliant red berries.

Mountain Ash, European & Showy Avail *Sorbus aucuparia/decora*

Height: 20'-35' **Width:** 15'-25' **Zone:** 3
Growth Rate: Moderate **Fall Color:** Bronze
 Medium sized tree with an oval to rounded habit. Large clusters of showy red or orange berries ripen in late summer, attracting a variety of birds.
1.5" **\$229.99** **2.0"** **\$269.99**
1.75" **\$249.99** **2.5"** **\$299.99**

Mountain Ash, Oak-Leaf (Swedish Whitebeam) *Sorbus intermedia*

Height: 25'-35' **Width:** 25'-35' **Zone:** 4
Growth Rate: Moderate **Fall Color:** Bronze
 Round ornamental tree with white flowers in spring, and orange berry clusters in fall. Leaves are lobed similar to an Oak's. Tolerant of salinity.
1.5" **\$229.99** **2.0"** **\$269.99**
1.75" **\$249.99** **2.5"** **\$299.99**

HARMONY GARDENS, INC.

ORNAMENTAL TREES

Pear, Aristocrat *Pyrus calleryana*

Height: 30'-35' **Width:** 20'-25' **Zone:** 4
Growth Rate: Rapid **Flower Color:** White
 Slightly larger than other pears, doubles as a small shade tree. White flowers in early spring, followed by dense glossy leaves. Purple-red-yellow fall color.

Pear, Autumn Blaze *Pyrus calleryana*

Height: 30'-35' **Width:** 15'-20' **Zone:** 4
Growth Rate: Rapid **Flower Color:** White
 Blooms white flowers in early spring followed by dense glossy leaves. Striking crimson-red-orange fall color. Compact, beautiful, and hardy!

Pear, Capital *Pyrus calleryana*

Height: 25'-35' **Width:** 8'-12' **Zone:** 5
Growth Rate: Moderate/ Rapid **Flower Color:** White
 Most columnar of ornamental pears. Glossy leaves with copper fall color.

Pear, Cleveland Select (Chanticleer or Stonehill Pear) *Pyrus calleryana*

Height: 25'-30' **Width:** 10'-15' **Zone:** 5
Growth Rate: Moderate/ Rapid **Flower Color:** White
 Beautiful oval shape with lasting glossy green foliage. White flowers cover tree in early spring. Remarkable red-orange-yellow fall color. Rarely fruits.

Pear, Prairie Gem Ussurian Pear *Pyrus ussuriensis 'Mordak'*

Height: 18'-25' **Width:** 15'-20' **Zone:** 3
Growth Rate: Moderate/ Rapid **Flower Color:** White
 Very round top with green leaves, turning to orange/yellow in the fall.

Pear, Redspire *Pyrus calleryana*

Height: 25'-30' **Width:** 20'-25' **Zone:** 5
Growth Rate: Moderate/ Rapid **Flower Color:** White
 Pyramidal shape with dark leaves. Turns shades of yellow and orange in fall.

Pear, Trinity *Pyrus calleryana*

Height: 25'-30' **Width:** 20'-25' **Zone:** 5
Growth Rate: Moderate/ Rapid **Flower Color:** White
 Thousands of white flowers cover this tree's tightly rounded canopy each spring. Glossy light green leaves turn a nice orange-red in the fall.

15 Gal.	\$159.99	2.25"	\$279.99
1.5"	\$209.99	2.5"	\$299.99
1.75"	\$239.99	2.75"	\$319.99
2.0"	\$259.99	3.0"	\$359.99
		25 Gal	\$269.99

Plum, American *Prunus americana*

Height: 15'-20' **Width:** 10'-15' **Zone:** 3
Growth Rate: Moderate **Flower Color:** White
 Small tree that blooms white flowers before leaves appear. Yellow to red fruit is edible and attracts a variety of wildlife. Drought tolerant and native.

HARMONY GARDENS, INC.

ORNAMENTAL TREES

Plum, Newport Flowering *Prunus cerasifera*

Height: 15'- 20'	Width: 15'- 20'	Zone: 4
Growth Rate: Moderate	Flower Color: Pink	
Among the first trees to bloom, dainty pinkish-white flowers are followed by reddish purple foliage. Seldom fruits in our area, yet very ornamental.		
1.5"	\$209.99	2.25" \$279.99
1.75"	\$239.99	2.5" \$299.99
2.0"	\$259.99	3.0" \$369.99

Plum, Princess Kay *Prunus nigra 'Princess Kay'*

Height: 12'- 15'	Width: 8'- 10'	Zone: 2
Growth Rate: Rapid	Flower Color: White-Double	
Small upright tree with showy double white flowers emerging before the leaves, 1/4" red fruit follows and ripens in late summer. Orn/Red fall color.		
#15	\$149.99	1.5" \$229.99

Redbud, Eastern *Cercis canadensis*

Height: 15'- 20'	Width: 15'- 20'	Zone: 5
Growth Rate: Moderate	Fall Color: Golden	
Small vase-shaped tree with showy hot-pink flowers in early spring. Plant in a protected area. Multi and single-stem forms available.		
10 Gal	\$169.99	2.0" \$269.99
1.5"	\$209.99	5/6' clmp \$239.99
1.75"	\$239.99	6/7' clmp \$259.99

Serviceberry, Autumn Brilliance *Amelanchier sp.*

Height: 15'- 25'	Width: 10'- 15'	Zone: 3
Growth Rate: Moderate	Flower Color: White	
White flowers cover plant, followed by 1/2" edible fruit. Clump & single-stem.		
#5 Shrub	\$26.99	2" Tree \$259.99
1.5" Tree	\$229.99	5/6' clmp \$239.99
1.75" Tree	\$239.99	6/7' clmp \$259.99

Tree Planting Tips - Shade, Ornamental, & Evergreens

Prepare hole depth so that 2"- 4" of top of the root ball is above ground level. Dig hole width at least 12" wider than width of root ball on all sides. Place tree into hole. With excavated dirt, mix in 2 bags of soil amendment (compost, etc.). Back fill dirt back into hole half way. Stake tree down. Remove top 1/2 of wire basket and burlap. Place a hose into hole with a small trickle. Complete backfilling hole with excavated dirt/amendment mix to ground level. Use excess soil to create a reservoir around base of tree. Water tree in deeply to settle soil. *Be sure to water newly planted trees approx. 2-3 times a week through the first growing season*

HARMONY GARDENS, INC.

- 15 -

FRUIT TREES

Apple, Dolgo *Malus 'Dolgo'*

Height: 25'- 35'	Width: 20'- 30'	Zone: 2
Growth Rate: Rapid	Flower Color: White	
Loaded with large fragrant white flowers followed by golf ball sized apples. A great pollinator for other apple trees. Very vigorous and hardy.		

Apple Trees (Assorted) *Malus sp.*

Height: 10'- 15'	Width: 8'- 12'	Zone: 3-6
Growth Rate: Moderate	Flower Color: White	
We carry a variety of dwarf and semi-dwarf apple trees in all sizes. Please call or stop by for specific availability.		

Cherry, Bing *Prunus 'Bing'*

Height: 8'-12'	Width: 8'-12'	Zone: 5
Growth Rate: Moderate	Flower Color: White	
Popular, semi-dwarf, sweet cherry. Needs pollinator and a sheltered spot.		

Cherry, Montmorency *Prunus 'Montmorency'*

Height: 12'- 15'	Width: 12'- 15'	Zone: 4
Growth Rate: Moderate	Flower Color: White	
Self-pollinating with a dense rounded crown. One of the most dependable fruit trees for our area, cherries ripen in mid-summer, great for cooking!		

Cherry, North Star *Prunus 'North Star'*

Height: 6'- 8'	Width: 6'- 8'	Zone: 4
Growth Rate: Moderate	Flower Color: White	
Self-pollinating dwarf tree with dependable fruit production. Makes a great addition to the garden!		

Cherry, Stella *Prunus 'Stella'*

Height: 8'-12'	Width: 8'-12'	Zone: 5
Growth Rate: Moderate	Flower Color: White	
Semi-dwarf sweet cherry. Requires pollinator and a protected location.		

Peach Trees (Assorted) *Prunus persica*

Height: 8'-12'	Width: 8'-12'	Zone: 5
Growth Rate: Moderate	Flower Color: White	
We carry a variety of self-pollinating, semi-dwarf peach trees that are hardy for our area. Early frost may inhibit production. Plant in a protected location.		

Pear, Fruiting (Assorted) *Pyrus sp.*

Height: 10'- 18'	Width: 10'- 18'	Zone: 4/5
Growth Rate: Moderate	Flower Color: White	
Many varieties to choose from, a great novelty item for the garden!		

Plum, Mt. Royal *Prunus americana*

Height: 15'- 20'	Width: 10'- 15'	Zone: 3
Growth Rate: Moderate	Flower Color: White	
Self pollinating freestone plum has blue skin and is great for eating fresh!		
5 Gal	\$39.99	2.0" \$259.99
10 Gal	\$69.99	2.25" \$279.99
1.75"	\$239.99	2.5" \$299.99

HARMONY GARDENS, INC.

- 16 -

EVERGREEN TREES

Fir, Concolor (White Fir) *Abies concolor*

Height: 30'-45'	Width: 20'-30'	Zone: 3
Growth Rate: Moderate	Shape: Conical	
A very dense soft short needle tree. The concolor's color varies from a medium blue to a dark green. Prefers moister soil. Needs some protection.		
6.0'	\$299.99	7.0' \$349.99

Pine, Austrian *Pinus nigra*

Height: 40'-50'	Width: 20'-30'	Zone: 4
Growth Rate: Rapid	Shape: Oval	
A dense, fast growing tree with long dark green needles. Quite common in the landscape, popular for screens and windbreaks. Very hardy.		
15 Gal	\$119.99-\$159.99	7.5' \$319.99 11.0' \$479.99
20 Gal	\$199.99	8.0' \$339.99 11.5' \$499.99
5.0'	\$234.99	8.5' \$349.99 12.0' \$599.99
5.5'	\$244.99	9.0' \$369.99 12.5' \$624.99
6.0'	\$259.99	9.5' \$399.99 13.0' \$649.99
6.5'	\$269.99	10.0' \$439.99 14.0' \$699.99
7.0'	\$299.99	10.5' \$459.99 15.0' \$749.99

Pine, Bosnian *Pinus heldre. v. leuc.*

Height: 10'-15'	Width: 8'-10'	Zone: 4
Growth Rate: Moderate	Shape: Rounded	
A moderate growing tree with rich green needles, good for small areas. (XS)		

Pine, Bristlecone *Pinus aristata*

Height: 20'-30'	Width: 15'-20'	Zone: 2
Growth Rate: Slow	Shape: Irregular	
Also known as 'Foxtail Pine'. Dark-green needles are dotted with white pitch.		

Pine, Pinion *Pinus edulis*

Height: 12'-20'	Width: 12'-15'	Zone: 4
Growth Rate: Slow	Shape: Oval	
Dense, rounded growth. Slow growing native tree well suited for hot dry conditions. Very hardy.		
4.0'	\$149.99	7.5' \$269.99
5.0'	\$169.99	8.0' \$299.99
5.5'	\$189.99	8.5' \$319.99
6.0'	\$219.99	9.0' \$339.99
6.5'	\$239.99	9.5' \$349.99
7.0'	\$259.99	10'+ \$389.99

Pine, Ponderosa *Pinus ponderosa*

Height: 40'-60'	Width: 20'-30'	Zone: 3
Growth Rate: Moderate	Shape: Oval	
Tall, open habit. Graceful native tree with reddish-brown bark and long yellow-green needles. Larger sizes are available.		
4.5'	\$159.99	7.5' \$299.99
5.0'	\$199.99	8.0' \$319.99
5.5'	\$219.99	8.5' \$339.99
6.0'	\$239.99	9.0' \$359.99
6.5'	\$259.99	9.5' \$379.99
7.0'	\$279.99	10' \$399.99

HARMONY GARDENS, INC.

EVERGREEN TREES

Pine, Scotch *Pinus sylvestris*

Height: 50'-70'	Width: 30'-35'	Zone: 2
Growth Rate: Rapid/Moderate	Shape: Pyramidal	
Tall open habit with reddish-orange bark and stiff blue-green needles.		
5.0'	\$224.99	6.5' \$269.99
5.5'	\$239.99	7.0' \$289.99
6.0'	\$249.99	7.5' \$299.99

Pine, Southwestern White *Pinus strobiformis*

Height: 40'-50'	Width: 30'-40'	Zone: 5
Growth Rate: Moderate	Shape: Broad Conical	
This pine has soft bluish-green needles that will add a lot of texture and variety to evergreen plantings.		
5.0'	\$239.99	7.0' \$309.99
5.5'	\$249.99	7.5' \$329.99
6.0'	\$269.99	8.0' \$349.99
6.5'	\$289.99	8.5' \$369.99

Pine, Vanderwolf *Pinus flexilis*

Height: 20'-25'	Width: 10'-12'	Zone: 4
Growth Rate: Moderate	Shape: Pyramidal	
Dense, pyramidal growth. This tree has a blue-green color and very soft needles. Does best in a site that offers some protection.		
6 Gal.	\$149.99	5.5' \$274.99
16" Box	\$269.99	6.0' \$299.99
4.0'	\$199.99	6.5' \$324.99
4.5'	\$224.99	7.0' \$349.99
5.0'	\$249.99	8.0' \$389.99

Spruce, Black Hills *Picea 'Densata'*





Height: 20'-40'	Width: 15'-25'	Zone: 2
Growth Rate: Moderate/Slow	Shape: Conical	
A nice medium sized spruce with dark green needles and a softer texture.		
5.0'	\$249.99	6.5' \$299.99
5.5'	\$269.99	7.0' \$324.99
6.0'	\$289.99	8.0' \$369.99

Spruce, Colorado *Picea pungens*

Height: 60'-80'	Width: 20'-30'	Zone: 2
Growth Rate: Moderate	Shape: Conical	
Perfect conical shape with very dense stiff short needles. Tree color can range from bright green to silvery-blue. Colorado State Tree. Native.		
15 Gal	\$99.99-\$129.99	7.5' \$319.99 11.0' \$489.99
20 Gal	\$169.99-\$199.99	8.0' \$339.99 11.5' \$519.99
5.0'	\$234.99	8.5' \$359.99 12.0' \$599.99
5.5'	\$244.99	9.0' \$379.99 12.5' \$624.99
6.0'	\$259.99	9.5' \$399.99 13.0' \$649.99
6.5'	\$269.99	10.0' \$449.99 14.0' \$699.99
7.0'	\$299.99	10.5' \$469.99 15.0' \$749.99

HARMONY GARDENS, INC.

EVERGREEN TREES




 Spruce, Baby Blue Eyes	<i>Picea pungens</i> 'Baby Blue Eyes'		
Height: 15'-20'	Width: 8'-12'	Zone: 2	
Growth Rate: Slow	Shape: Conical		
This spruce has bright blue needles, & is an excellent option for small spaces.			
 Spruce, Baker's	<i>Picea pungens</i> 'Bakeri'		
Height: 35'-40'	Width: 15'-20'	Zone: 2	
Growth Rate: Rapid	Shape: Pyramidal		
Fast-growing, symmetrical spruce with notable silvery-blue needles.			
 Spruce, Fat Albert	<i>Picea pungens</i> 'Fat Albert'		
Height: 25'- 35'	Width: 18'- 25'	Zone: 2	
Growth Rate: Moderate	Shape: Conical		
A dense conical tree with true-blue needle color. Quiet attractive and very popular!			
 Spruce, Hoopsii	<i>Picea pungens</i> 'Hoopsii'		
Height: 20'- 25'	Width: 15'- 20'	Zone: 3	
Growth Rate: Moderate	Shape: Pyramidal		
Bright blue needles are somewhat longer and thicker than other spruce. Narrower tree with a more informal shape.			
15 Gal	\$229.99	6.5'	\$329.99
20 Gal	\$249.99	7.0'	\$349.99
5.0'	\$249.99	7.5'	\$359.99
5.5'	\$279.99	8.0'	\$379.99
6.0'	\$299.99	8.5'	\$399.99

Winter Watering Tips:








The Front Range experiences particularly dry winters with highly variable temperatures. As a result, all new plantings should be watered periodically throughout their first dormant season. This is especially important for evergreens, which continue to lose water through their needles or leaves. *Ideally, all new trees and shrubs should be watered from 2 to 4 times per month during the first winter (dependant upon temperature and recent snow or rainfall).*

HARMONY GARDENS, INC.

SPECIALTY EVERGREENS

 Pine, Dwarf Mugo	1 Gal.	2 Gal.	3 Gal.	5 Gal.	7 Gal.	10 Gal.
	\$12.99	\$22.99	\$29.99	\$39.99	\$79.99	\$99.99
 Pine, Mugo – Tru-Dwarf - 'White Bud,' 'Mops,' 'Slowmound' & 'Teeny'	3 Gal.		6 Gal.			
	\$44.99		\$69.99			
 Pine, Mugo – 'Big Tuna' and 'Tannenbaum'	6 Gal.		16" Box			
	\$179.99		\$299.99			

SPECIALTY EVERGREENS

 Spruce, Bird's Nest	1 Gal.	5 Gal.	7 Gal.	 Spruce, Corbet	
	\$12.99	\$59.99	\$89.99	#6 \$209.99	
 Spruce, Columnar Blue	3-4 ft.		4-5 ft.	5-6 ft.	
	\$199.99		\$229.99	\$259.99	
Spruce, Dwarf Alberta	1 Gal.	5 Gal.	#7	#10	
	\$19.99	\$59.99	\$149.99	\$269.99	
 Spruce, Globe & 'Montgomery' (Low Graft)	3 Gal.		5 Gal.	#6	#10
	\$59.99		\$69.99	\$129.99	\$209.99
 Spruce, Globe & 'Montgomery' (High Graft)	3 Gal.		5 Gal.		
	\$99.99		\$99.99		
 Spruce, Mesa Verde			Spruce, Weeping Norway		
Spruce, Mrs. Cesarini			Spruce, Weeping White		
	#3	#6	#6	#10	
	\$59.99	\$89.99	\$149.99	\$219.99	
 Spruce, Sester			#6	#10	
			\$169.99	\$269.99	

Others - Please Call for Availability & Pricing:

Columnar Norway Spruce Dwarf Norway Spruce Spiral Junipers
 Columnar Scotch Pine Dwarf Scotch Pine Tanyosho Pine
 Dwarf Austrian Pine Foxtail Spruce Topiary Junipers

HARMONY GARDENS, INC.

 **UPRIGHT JUNIPERS**

Juniper, Blue Point *Juniperus chinensis 'Blue Point'*

Height: 12'- 15' Spread: 4'- 5' Zone: 3
Growth Rate: Moderate/ Slow **Color:** Blue-Green
 Pyramidal growth habit. Very dense blue-green foliage, creates a nice formal look. Full sun.

Juniper, Cologreen *Juniperus scopulorum 'Cologreen'*

Height: 15'- 20' Spread: 6'- 8' Zone: 3
Growth Rate: Moderate **Color:** Forest Green
 Great for windbreak plantings or in areas where a less formal natural look is desired. Full sun.

Juniper, Grey Gleam *Juniperus scopulorum 'Grey Gleam'*

Height: 12'- 15' Spread: 4'- 6' Zone: 3
Growth Rate: Moderate **Color:** Silver-Blue
 A somewhat smaller upright blue juniper. silvery-gray color and pyramidal shape. No fruit.

Juniper, Keteleeri *Juniperus chinensis 'Keteleeri'*

Height: 15'- 20' Spread: 6'- 8' Zone: 3
Growth Rate: Moderate/ Slow **Color:** Green
 Pyramidal growth habit. Nice rich green color and natural layered look. Full sun.

Juniper, Moon Glow *Juniperus scopulorum 'Moon Glow'*

Height: 15'- 20' Spread: 12'- 15' Zone: 3
Growth Rate: Moderate **Color:** Silver-Blue
 Broad pyramid shape, silvery blue foliage. Full sun.

Juniper, Pathfinder *Juniperus scopulorum 'Pathfinder'*

Height: 15'-20' Spread: 6'- 8' Zone: 3
Growth Rate: Moderate **Color:** Silver-Blue
 Tall and narrow, regularly shaped, with distinct blue-grey color. Full sun.

Juniper, Rocky Mountain *Juniperus scopulorum*

Height: 15'- 20' Spread: 6'- 8' Zone: 3
Growth Rate: Moderate **Color:** Grey/Green/Blue
 An excellent wind, drought, & heat tolerant plant. Use as a screen or specimen. Very similar to the Eastern Red Cedar also found natively. (XS)(N) Full sun

Juniper, Sky Rocket *Juniperus scopulorum 'Sky Rocket'*

Height: 15'- 20' Spread: 2'- 3' Zone: 3
Growth Rate: Moderate/ Rapid **Color:** Silver-Blue
 Narrow form, great for adding dimension to the landscape, popular, hardy, & beautiful! Full sun.

Juniper, Spartan *Juniperus chinensis 'Spartan'*

Height: 12'- 15' Spread: 3'- 5' Zone: 3
Growth Rate: Moderate/ Rapid **Color:** Green
 Dense narrow growth habit. Rich green color, can be planted close together for formal blockage or sheared into a hedge, full sun.

Juniper, Spearmint *Juniperus chinensis 'Spearmint'*

Height: 12'- 15' Spread: 3'- 4' Zone: 3
Growth Rate: Moderate/ Rapid **Color:** Green
 Dense narrow growth habit. Rich green color, can be planted close together for formal blockage or sheared into a hedge, full sun.

Juniper, Welchii *Juniperus scopulorum 'Welchii'*

Height: 6'-8' Spread: 3'-4' Zone: 3
Growth Rate: Slow **Color:** Blue-Green
 Compact upright juniper. Grey new growth turns bluish-green with age. Full sun.

Juniper, Wichita Blue *Juniperus scopulorum 'Wichita'*

Height: 15'- 20' Spread: 5'- 8' Zone: 3
Growth Rate: Moderate **Color:** Silver-Blue
 Broad pyramid shape, silvery blue foliage, excellent plant for windbreaks and acreages. Full sun. Spreading branches create a broad, pyramidal form. Full sun.

5 Gal.	7 Gal.	15 Gal.	16" Box	5/6'	6'+
\$39.99	\$89.99	\$139.99	\$199.99	\$169.99	\$229.99

HARMONY GARDENS, INC.

HARMONY GARDENS, INC.